



SIRHA 2011

Stand layout and decoration rules

**We recommend giving this document to your stand decorator
and/or fitter as well as the document
« Specifications for use by exhibitors and stand lessees »**

CONTENTS

1.	Foreword	p2
2.	Specific installations rules	p3
2.1	Stand covering more than 1 island	p3
2.2	Two-storey stands	p3
2.3	Flooring	p3
2.4	Column covering	p4
2.5	Partitioning	p4
2.6	Hanging signs / Scenic structure	p5
3.	Extracts from the safety regulations concerning risks of fire	
	Appendix	
	Drawing n°1 : Partitioning on stand limits and set back	
	Drawing n°2 : Signs and lighting structure	
	Application form : stands with raised floor area – solid ceiling – awning	



1. Foreword

Stands are decorated by the exhibitors and they assume full liability, as stipulated in the document « Specifications for use by exhibitors and stand lesses » and this document. Individual stand designs and decorative schemes must harmonize with the overall decorative scheme.

Any stand design and decorative scheme which does not comply with the « Specifications for use by exhibitors and stand lesses » and the « Stand layout and decoration rules » can only be accepted after prior agreement in writing.

Any lighting or sound publicity, any attraction, show or entertainment must be submitted to the Organizer's approval.

The organizer is entitled to (in case of trouble for the neighbouring exhibitors, the circulation or the smooth running of the exhibition) to cancel the authorization priory given.

Exhibitors must not obstruct aisles, encroach on aisles or cause trouble to neighbouring exhibitors.

- This document stipulates lay out and decoration rules which have been established to guarantee a good progress of the show and an optimum confort of visit.
All layouts and decorations must comply to these rules.
- In all the cases the plans of the project must be submitted, before construction, for the approval of the relevant service of the organizer, who will approve or not the on site fitting up.
- Any project which does not comply with the Organizer's rules will be rejected. The same applies for any stand which will be fitted up without the Organizer's agreement. This stand may be broken down to the exhibitor's costs.
- Each project sent for approval must include:
 - above views mentioning scale, dimensions and set back places,
 - transversal views mentioning scale, dimensions, and height volumes

Projects must be sent not latest 2 november 2010 to

DECOPLUS
Service architecture SIRHA 2011
1 rue Paul Delaroche – 75116 Paris
Tél. : +33 (0)1 47 63 94 84 – Fax : +33 (0)1 43 80 59 63
E-mail : w.decoplus@free.fr

Important !

1. When signing his application form, the Exhibitor agrees to comply strictly with "Stand layout and decoration rules" and to have his providers or subcontractors complied with them too.
2. No agreement between exhibitors will be accepted. The Organizer or DECO PLUS will be the only structures entitled to depart from the rules after a writing request.



2. Specific installations rules

2.1 Stand covering more than 1 island

In case your stand covers several islands crosses by circulation aisles, it is possible to build only one scenic structure, without disconnection above the aisles. However, signs can not be hanged above the aisles.

2.2 Two-storey stands

(See item T23 in the « Specifications for use by exhibitors and stand lesses »)

The installation of two-storey stands requires prior permission from GL events Exhibitions. To meet GL events Exhibitions requirements, two-storey stands must only be used if:

- On stands with over 100 sq.m. floorspace (derogation may be possible for a smaller surface, contact the Organizer).
- The floorspace of the first floor is limited to 50% of the floorspace of the ground floor of the stand and a maximum of 300 sq.m
- The maximum height of the authorized first floor is 5m.
- Distances for clear space must be respected (see drawing n°1)

In all the cases the corresponding plans and the calculations must be submitted to the Organizer's Architecture Service approval.

The plans will then be approved and will sent them to the Safety Manager.

These files will have to be submitted to the Safety Commission so as to allow public circulation on the storey.

Organizations approved for the control of two storeys stands

APAVE 4, rue des Drapiers – 69450 – St Cyr au Mont d'Or
Tel : 33 (0)4 78 77 29 29 Fax : 33(0)4 72 11 45 67

BUREAU ALPES CONTROLES 17, av Condorcet – 69100 - Villeurbanne
Tel : 33(0)9 52 07 40 88

SOCOTEC 11, rue St Maximin – 69003 – Lyon
Tel : 33 (0)4 72 11 45 00 Fax : 33(0)4 72 11 45 67

2.3 Floorings

For all stands with flooring materials likely to raise floor height by 2.00 cm or more it is obligatory to include stand access ramps for visitors with reduced mobility (see « Specifications for use by exhibitors and stand lesses »)

Maximum ramp slope is 5% with a minimum width of 1.00m.

If this requirement is impossible to fulfil, there are two exceptions:

- 8% over a length under 2.00m
- 12% over a length under 0.50m

2.4 Column or hall pillar covering

Column or hall pillar covering is permitted 5m high from the floor. It can be fixed on the pillar but must be isolated from it by a soft material (felt, isorel, rubber).

Important : some pillars/columns are equipped with fire hydrants.

Any damage will be invoiced to the exhibitor.



2.5 Partitioning

All the above heights are measured from the hall floor level.

Stand periphery

Maximum height for partition wall on stand limits: 3m

Maximum length : The length of non-transparent partition wall on stand limits is limited to 50%. (see drawing n°1).

If the length is superior to 50%, you have to use TRANSPARENT materials (plexiglass, altuglas...).

The location and the type of materials used will have to be mentioned for the validation of the project.

Side-by-side stands

Maximum height for adjoining wall on side-by-side stands: 2,50m.

The back of your structure must be clean and with a neutral colour and without electrical wires appearing.

1 meter setback is required from stand periphery

Maximum construction height allowed is 5 m except :

- Passages 23, 45, 46, 67 and 78: height limited to 3.50m
- Passage 33b : height limited to 2.85 m
- Gallery A and C: height limited to 4.00m
- Gallery B: height limited to 3.90m

2.6 Hanging signs / Scenic structure

Attachments to the roof structure require prior authorization and an estimate from Eurexpo

Catherine.fumey@eurexpo.com 33 (0) 4 72 22 32 93

Nicolas.laurent@eurexpo.com 33 (0) 4 72 22 30 72

2.6.1 Height

The maximum height of signs + scenic structures is limited to 6m from the floor level, respecting the required setbacks.

All the above heights are measured from the hall floor level. They do not apply to:

- 5 m in halls 3,33, 5 and 8
- from 4 to 5.30 m (according to location) in galerie A

2.6.2 Areas where hanging is strictly prohibited

Gallery A : on all the width and on a 6 m length from the Dôme

Gallery B

Gallery C : on all the width and on a 8.5 m length from the Dôme

Passages 23, 33b, 45, 46, 67 78

The periphery of the halls on a 3 m width

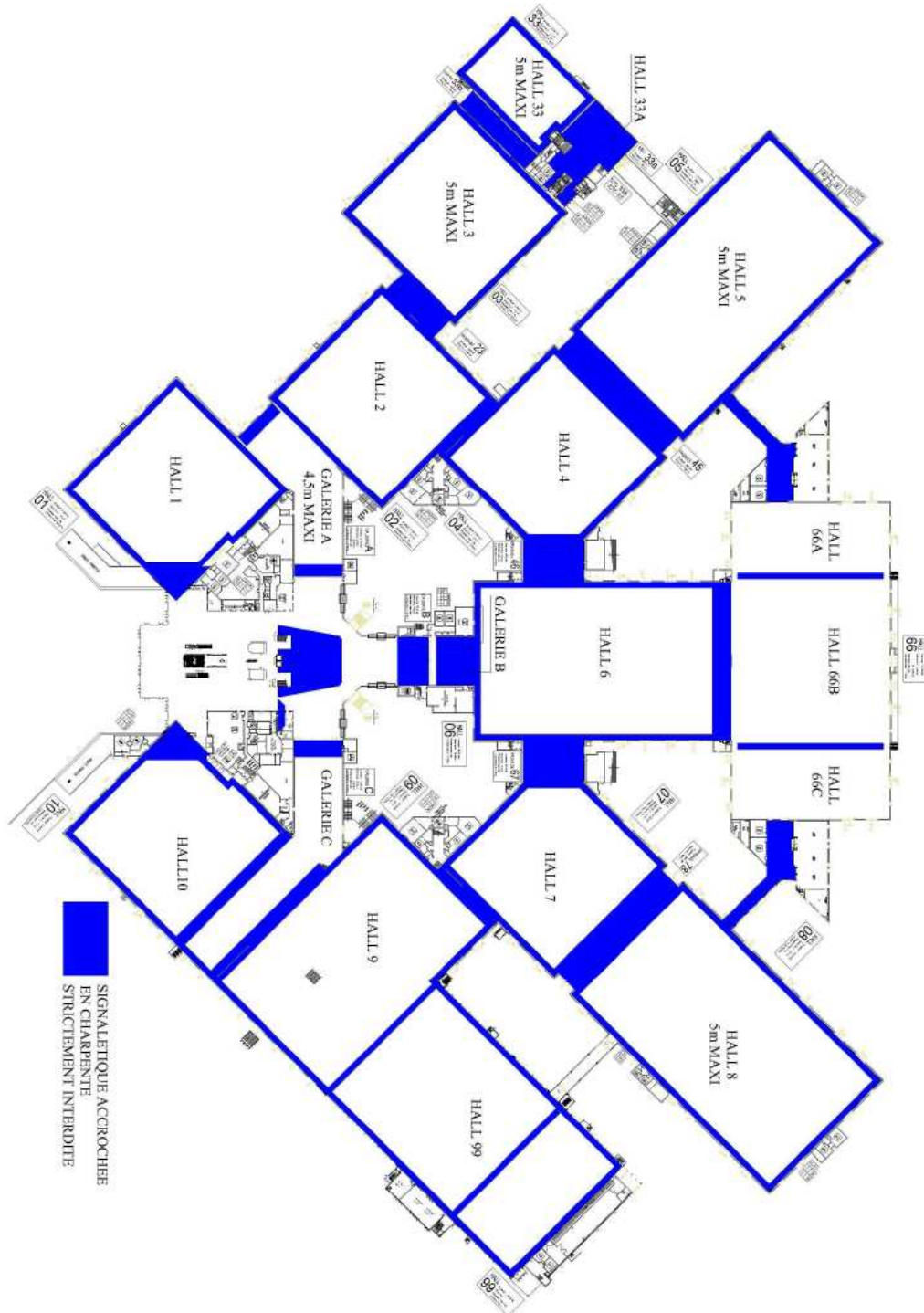
The centre of the Dome

The location of the mobile partition walls in halls 66, 99 and between halls 9 and 10, 9 and 7, 9 and 99

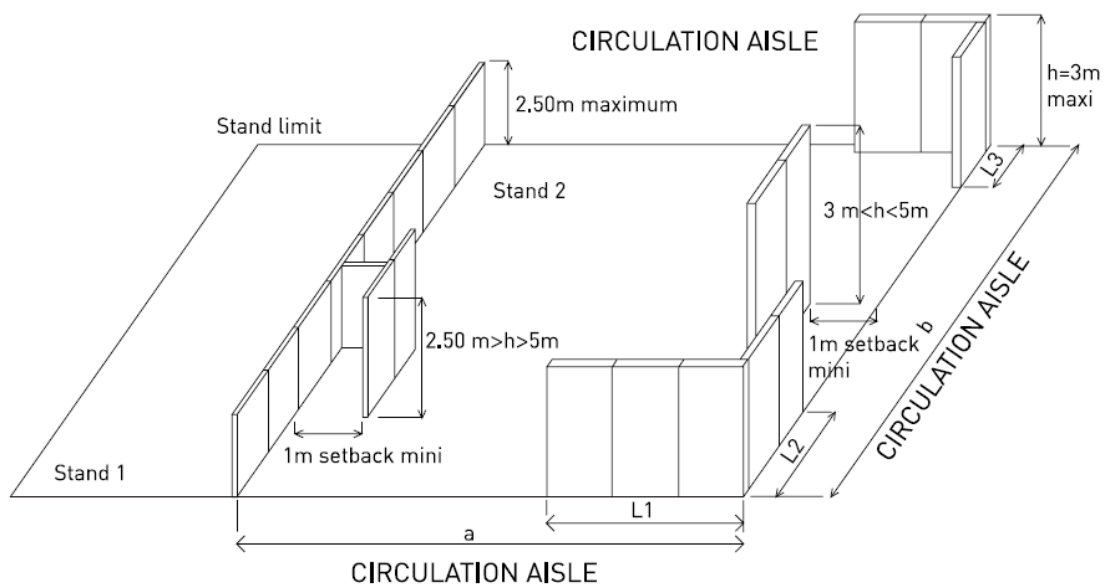
2.6.3 Side-by-side stands

On side-by-side stands, signs higher than 2.50m must be stepped back 1.00m from the adjoining stand and should not be higher than 5m (see drawing n°2)

Areas where hanging is strictly prohibited



Drawing n°1 PARTITIONING ON STAND LIMITS AND SETBACK

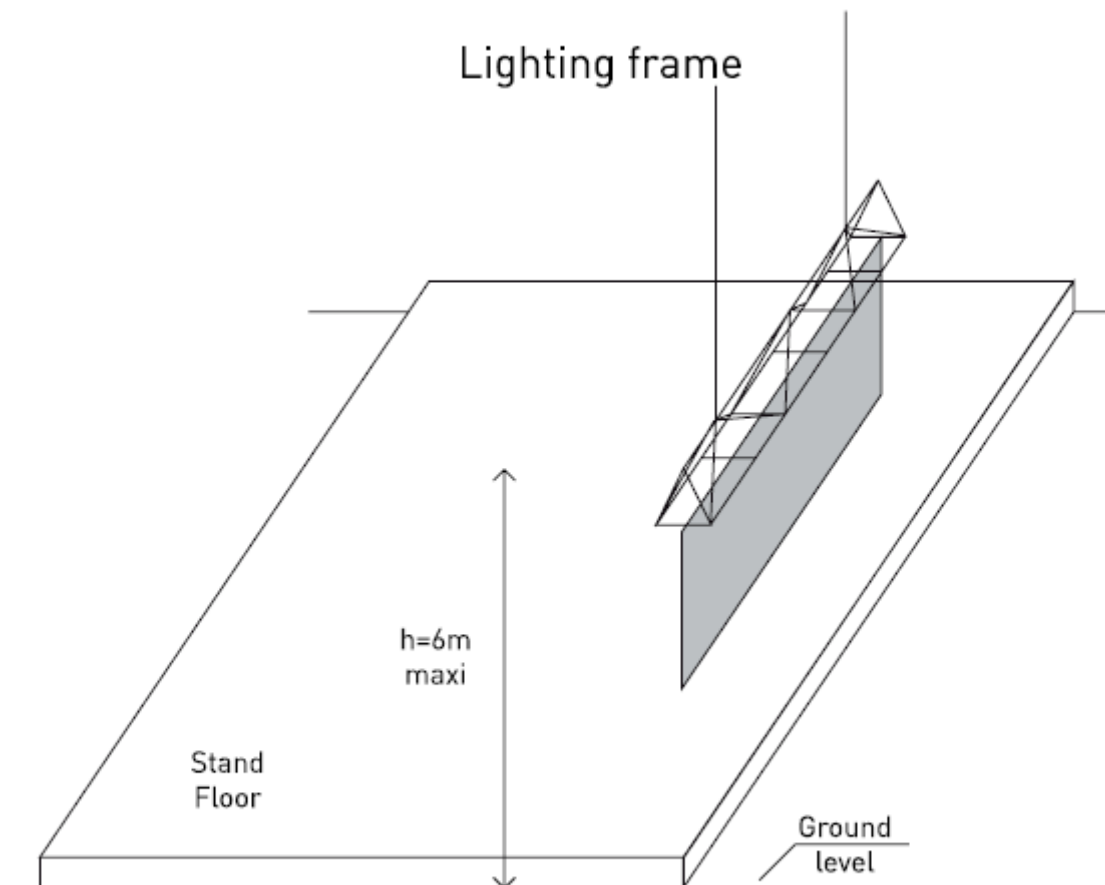


CLOSING ON STANDS LIMITS

$$L1 \leq 50\% \times a$$

$$L2+L3 \leq 50\% \times b$$

Drawing n°2 SIGNS AND LIGHTING STRUCTURES



SIGNS : 1M SETBACK IN CASE OF SIDE-BY-SIDE STAND AND MAXIMUM HEIGHT OF 5M



3. Extracts from the Eurexpo safety regulations concerning risks of fire

3.1 Acceptable overloads

Acceptable overloads on the technical ducts :

- in the halls: 1.5 metric tons per square metre
- in the "Dôme" : 500 kg per square metre

3.2 Constructions raised against hall walls:

Authorized provided that the vertical structure of the halls (IPN beams and joists, cross bracing) is not subjected to stresses and strains.

3.3 Fire hydrants

- Halls are equipped with fire hydrants equipped with a 30 m fire hose.
- Fire hydrants are located in the central hall columns and near emergency exits.
- It must be possible to access them at all times. Access must be possible one metre around.

3.4 Doors and gates

Doors and gates must not be obstructed or locked. They must only be opened and closed by security staff. For information: motorized gates are 6.00m wide and headroom under gates varies from 4.50m to 8.00m depending on the halls.

3.5 Electricity for stands

Electricity for stands It is prohibited to use the private EUREXPO Park installations (particularly the technical ducts in the halls) to run electric cables to the stands.

3.6 Hall access

No vehicles can enter the halls apart from the vehicles on show

3.7 Heavy handlings

Heavy handlings must be made by specialized contractors.

Important : It is forbidden to :

- Insert screws, paint or mark the floors
- Insert screws, paint or drill partition walls, hall walls and columns



APPLICATION FORM

STANDS: WITH RAISED FLOOR AREA / SOLID CEILING / AWNING

Stand n°..... Hall n°..... Customer n°.....
 VAT no. (finance law art. 17 2001/11/EC).....
 Name of exhibiting company
 Address.....
 City..... Country
 Tel..... Fax
 Person to contact.....
 Email.....

- Applications **MUST** be submitted for all stands with a solid ceiling or brushed cotton awning as defined in T22 and T23 using this form.
- Applications will be dealt with in order of arrival and handled in accordance with arrangements already made for the overall layout of the show.
- **The following must be enclosed with the application:** A drawing of the stand layout, with calculation notes and certificates for the materials used,

N.B.: net-type and « sprinkler » compatible awnings do not fall into this category

Stand surface area
 Raised floor level surface area
 Solid ceiling surface area

Type of material used:

.....

Please return this form to:

DECOPLUS
Service architecture SIRHA 2011
1 rue Paul Delaroche – 75116 Paris - France
Tél. : +33 (0)1 47 63 94 84 – Fax : +33 (0)1 43 80 59 63
E-mail : w.decoplus@free.fr

Approval is subject to the agreement of the Safety Committee. Exhibitors may be required to take additional measures at their own expense.